



WEST PALM BEACH




# RETHINK PARADISE: SUSTAINABILITY ACTION PLAN

*TODAY. TOMORROW. TOGETHER.*





## **MAYOR'S MESSAGE**






# TABLE OF CONTENTS



## Office of Sustainability Staff

Penni Redford, Lara Shlyapina, Nicole Pollio, Sarah Burke, Elaine Christian, & Gaby Cimadevilla



Letter from Mayor	2
-------------------	---

Table of Contents	3
-------------------	---

## Introduction

Background/History	5
--------------------	---

Methodology	6
-------------	---

Plan Guidance	6
---------------	---

Community Input	7
-----------------	---

## Resilience

Energy & GHG Emissions	9
------------------------	---

Transportation & Land Use	10
---------------------------	----

Quality of Life	11
-----------------	----

## Resource Management

Natural Systems & Ecology	13
---------------------------	----

Water Efficiency	14
------------------	----

Materials & Resources	15
-----------------------	----

## Vulnerability

Integrative Process	17
---------------------	----

Innovation	18
------------	----

Regional Priority	19
-------------------	----

Appendix A: RPP Goals, Objectives, & Actions	20
--	----

Appendix B: Community Input	22
-----------------------------	----

References	24
------------	----





# INTRODUCTION



## BACKGROUND & HISTORY

The City of West Palm Beach (City) is on the front lines of sea level rise and climate change in southeast Florida. Encompassing 58 square miles and situated on the Lake Worth Lagoon, the City's population of 120,932<sup>1</sup> is accustomed to living with water.



But while hurricane warnings and afternoon thunderstorms are to be expected, the frequency of these extreme weather events, including increasingly powerful storms and higher tidal flooding, pose a future challenge. The City is planning for 10-17 inches of sea level rise by 2040 and 21-40 inches by 2070<sup>2</sup>. Other climate risks such as drought and extreme heat are anticipated to impact future environmental conditions, but the City is preparing for those impacts.

The Office of Sustainability was created in 2008 to manage the City's resilience and climate change efforts. In 2012, the City launched the "Rethink Paradise: Sustainability Action Plan" (Plan) that approaches climate change and sea level rise challenges comprehensively. Throughout the last decade, the City has made great strides to increase energy efficiency, harden its infrastructure, and implement numerous resilience recommendations. The City's actions are driven by the three elements in the subtitle of the Plan "Today. Tomorrow. Together.". The City chose this subtitle to illustrate the confluence of beginning preparation and planning (today) for a different environment impacted

by climate change in the future (tomorrow) and doing so through an equity lens (together).

This Plan comes on the heels of several extremely destructive hurricanes, King Tides, and other flooding incidents. Proximate to the South Florida region, Hurricane Ian (2022), Hurricane Nicole (2022), and Hurricane Idalia (2023) ravaged a large portion of Florida from the Florida Keys to the Florida Panhandle, along both coastlines, and in central Florida. On April 13, 2023, Fort Lauderdale area reported 25.95 inches of rainfall in 24 hours which equaled to almost 40% of its annual average rainfall<sup>3</sup>. It is clearer now more than ever that climate change and sea level rise are impacting our way of life. The City is learning from every emergency and taking best practices and lessons from across Florida and around the world.



This 2023 update to the Plan provides an overview of some of the accomplishments that the City has done since the plan was last updated in 2017 and provides actions that will guide the City going forward. It should be noted that the Plan was originally updated in 2020 but due to COVID-19 was never finalized thus this update is expanding on the work done in 2020 to cover the three years since that update was conducted.



## METHODOLOGY

To focus the City's sustainability and resilience efforts and ensure a consistent and clear approach, this Plan is organized using the United States Green Building Council's (USGBC) LEED for Cities and Communities (L4C) framework<sup>4</sup>. Harmonizing the Plan with the L4C framework was a critical organizational task to keep the City's sustainability program focused and outcome driven. L4C provides a globally consistent framework for planning, designing, measuring, and managing the performance of a city in terms of social, economic, and environmental conditions. The Plan has three overarching goals under which are nine objectives that correspond to one of the L4C categories.

Resilience	Resource Management	Vulnerability
Energy & Greenhouse Gas (GHG) Emissions	Natural Systems & Ecology	Integrative Process
Transportation & Land Use	Water Efficiency	Innovation
Quality of Life	Materials & Resources	Regional Priority

For this Plan, the City reviewed and analyzed over 400 recommendations from the following sources: (1) L4C guidance; (2) the Global Covenant of Mayors for Climate and Energy (GCoM) requirements<sup>5</sup>; (3) the existing Plan recommendations updated in 2017 and 2020<sup>6</sup>; (4) the Southeast Florida Regional Climate Change Compact's (Compact) Regional Climate Action Plan 3.0 (RCAP 3.0)<sup>7</sup>; and (5) the City's Climate Resilience Plan<sup>8</sup>. The actions identified in this Plan are the product of thorough review and analysis of the City's existing and planned activities, current opportunities, and long-term goals for meeting the challenges of climate change. This Plan is accompanied by **Appendix A**, which is the complete list of the City's recommended actions. These actions will keep the City current with advances in its own plans, programs, and recommendations of its partner organizations while being agile as new best practices and technologies emerge in the future.

## PLAN GUIDANCE

This Plan highlights some of the efforts taken over the last decade to address climate change and sea level rise and outlines the actions that will guide the City going forward. In each section, example strategies are provided to demonstrate how the City may address the actions presented in this Plan. It should not be assumed these are the only strategies to address identified actions. Strategies will continue evolving as new technologies, programs, and funding opportunities emerge.

To stay up-to-date on current strategies underway in the City and to learn how you can help with the effort, visit **[wpb.org/green](http://wpb.org/green)**<sup>9</sup>.

QR Code



# COMMUNITY INPUT

Community input was gathered from April 1—November 13, 2023, primarily through an online form<sup>10</sup>, in English and Spanish. Paper forms were available upon request. Social media, the City's website, and various City newsletters were used to encourage participation. Additionally, neighborhood associations, faith-based organizations, and community partners were emailed the survey to share through their networks. Along with the online form, five in-person meetings were attended by the Office of Sustainability in which attendees could provide their feedback on poster boards.

Participants were asked to review the identified actions and select up to two actions under each objective that they were interested in seeing the City pursue. Additionally, they were given the opportunity to provide any written comments, feedback, and suggestions to help improve and prioritize the Plan.

In total, 353 individuals provided their feedback on the actions lined out in the plan. The top six actions, regardless of objective, identified by participants are listed below.



Action	Participants (%)
Protect Grassy Waters, our waterways, & other green spaces.	86%
Enhance & expand the City's recycling program for residents & businesses, with a focus on waste reduction.	75%
Expand & enhance the City's water management processes to ensure a reliant water supply while maintaining high water quality.	69%
Collaborate regionally on consistent plans that address & integrate hazard mitigation & climate adaptation.	62%
Empower & incentivize businesses, as well as home & property owners, to develop adaption plans & actions.	61%
Grow green jobs locally.	61%

For a full breakdown of responses and the socio-demographic make-up of participants, see **Appendix B**. The results of the feedback will be used to help the City prioritize which actions to pursue in the short-term as well as help plan for future actions. All comments and feedback were reviewed and incorporated into the identified actions of the strategies that will be utilized to implement the Plan.

It should be noted, the community input form will remain available to the public even after the Plan is adopted. In this way, the Office of Sustainability can continue to measure public interest on the Plan's actions to help prioritize strategies in the coming years.



An aerial photograph of a city, likely Miami, showing a dense urban landscape with various buildings, streets, and green spaces. A large blue circular overlay is positioned on the right side of the image, containing the word 'RESILIENCE' in large white capital letters, followed by a subtitle in smaller white text. The city features a mix of low-rise and high-rise buildings, with a prominent cluster of tall skyscrapers in the foreground. A body of water is visible in the background, and a road with a roundabout is in the foreground.

# RESILIENCE

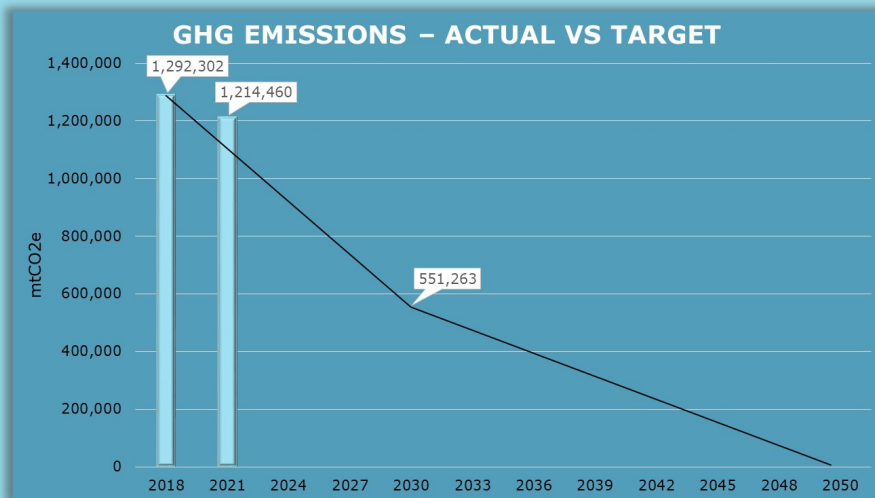
Plan for a more resilient,  
sustainable, & equitable  
community for all.



# ENERGY & GHG EMISSIONS

Track, monitor, & reduce energy use & GHG emissions to improve air quality & reduce the impacts of climate change.

This objective promotes energy efficiency and management, moving the City towards net zero energy and GHG emissions. The City has measured its GHG emissions in 2008, 2013, 2018, and 2021<sup>11</sup>. Consistently, the top two contributors to the City's GHG emissions are the transportation and building energy sectors. In 2016, as part of its commitment to GCoM<sup>12</sup>, **the City pledged to have Net Zero GHG Emissions<sup>13</sup> by 2050**. In 2023, based on recommendations from the Carbon Disclosure Project (CDP)<sup>14</sup>, a science-based, mid-term target<sup>15</sup> for GHG emissions was calculated. Meaning that **by 2030, the City needs to reduce its GHG emissions by 63% from its 2018 baseline emissions**.



To meet these targets, the City has employed strategies to reduce its energy intensity and dependence on non-renewable energy. As one of its energy efficiency projects, **the City has upgraded to LED streetlighting. It has also weatherized, hardened, and enhanced City properties and assets.**

The City participates in Florida Power & Light's (FPL) shared solar program, SolarTogether<sup>16</sup>, that allows customers to subscribe to the

solar program and receive credits from the solar produced on their monthly bill. As a participant, the City is able to invest in renewable energy sources without the need for large upfront cost, continuous maintenance, and space needed for on-site solar panels. **As of 2023, the City has subscribed to 19,818 kW of solar energy, enough to power 3,374 homes per month.**

In 2020, the City started a Home Improvement Program (HIP)<sup>17</sup>, with a focus on frontline communities<sup>18</sup>, providing free energy conservation resources and workshops to residents. Participants received numerous energy saving supplies such as LED light bulbs, outlet covers and gaskets, and weather stripping that can be effortlessly installed. They also receive educational materials about County, State, and Federal programs, incentives, and rebates aimed at energy efficiency and renewable energy. **Since inception, 127 households have benefited from the HIP program.** *(Transportation-related programs are mentioned in the Transportation & Land Use objective of this Plan).*

## Actions

Increase access to energy efficiency solutions for businesses & residents, with a particular focus on frontline communities<sup>17</sup>.

Improve the energy efficiency of City-owned & -operated facilities.

Expand use & access to renewable energy sources & storage.

Reduce transportation & fuel-related GHG emissions.

The City will continue to implement energy efficiency projects in City-owned and -operated facilities such as energy audits and retrofits on major energy consumers. Additionally, the City will pursue policies, incentives, and loan programs related to energy efficiency, solar ready, and energy disclosures and benchmarking. Finally, the City will continue to monitor its energy usage and GHG emissions, developing a holistic plan to reach its Net Zero GHG emissions by 2050 target.



# TRANSPORTATION & LAND USE

To become a more connected community with multimodal transportation options & efficient, diverse land use patterns.

This objective promotes non-motorized transportation, such as biking and walking, and encourages the use of public transit to reduce pollution. Additionally, it promotes compact and mixed-use development while preserving historical structures and sites. The “Future Land Use Element” of the City’s Comprehensive Plan<sup>19</sup> calls for appropriate land uses and development patterns consistent with sustainability community and smart growth principles. As for historic preservation, the City’s Historic Preservation Program<sup>20</sup> is responsible for maintaining all historic districts and sites.

Related to transportation, the City has a Bicycle Master Plan<sup>21</sup>, a Downtown Mobility Plan<sup>22</sup>, and the “Transportation Element” of the City’s Comprehensive Plan<sup>23</sup> encourages the development of “Complete Streets”<sup>24</sup>.



The City is responsible for **RideWPB<sup>25</sup>, a free program with a convenient 15-stop dedicated route and on-demand service**, that makes getting around Downtown and the waterfront a breeze. This program is an improvement in providing fast, efficient carbon-free transportation.

The City is continuously exploring replacement options for all fleet vehicles with a suitable EV or low emission fuel option; currently having **16 EV vehicles and 45 hybrids in its fleet**. For residents and visitors to the City, **38 electric vehicle (EV) charging stations are available in three of its downtown garages<sup>26</sup>**.

Recently, the City, in partnership with FPL, **jointly purchased five electric activity buses for the Parks and Recreation**

**Department<sup>27</sup>**. Two buses are in operation with the remaining three are expected in 2024.



## Actions

Encourage the use of multimodal transportation while improving access & safety.

Preserve historical, cultural, natural, & archaeological assets.

Transform underutilized properties to meet resilience goals & better serve neighborhoods.

Encourage the transition to low emission fuel vehicles.

Continue to adopt & update consistent plans that address & integrate hazard mitigation, sea level rise, & climate change adaptation.

In the coming years, the City will further develop plans, policies, programs, and incentives to encourage compact development and reuse of buildings, while protecting natural and historical assets. As for transportation, the City is developing a strategy to economically and efficiently transition the fleet vehicles to EV and expand the availability of EV charging infrastructure. Finally, work will be done to identify gaps in the City’s multimodal network and identify programs and policies to fill them.

## QUALITY OF LIFE

Improve our City's quality of life including health & safety while expanding opportunities for education, culture, & civic engagement.

This objective promotes providing facilities and services to help meet residents' social needs, reduce their health risks, ensure equitable and inclusive economic growth, and elevate the standard of living of all people. Through public engagement and programming, the City aims to alleviate possible stressors in the community that are hindering the ability to combat the effects of climate change. In person and across multiple digital platforms<sup>28</sup>, the City has ongoing content, programming, and activities that bring environmental stewardship to the public space. The Office of Sustainability sends a regular newsletter with event information, useful tips, and program descriptions<sup>29</sup>. Sustainability news is also communicated through the Mayor's newsletter and the Public Utility bill inserts titled "Turning Climate Awareness into Action".

The Office of Sustainability provides several climate change educational programs throughout the year. For example, **Climate Smart Floridians<sup>30</sup>**, a partnership between the Office of Sustainability and Florida IFAS Extension, is an eight-course program offering research-based information about local climate change, empowering residents to become climate stewards.



Tavia Gordon—FAMU

In 2021, the City and Florida A&M University (FAMU) Cooperative Extension formed a partnership to provide education programs and activities to residents including family consumer science, financial literacy, senior living and aging, emergency preparedness, and safety<sup>31</sup>. In

addition to programs, **FAMU will oversee three community gardens** that serve residents in the north and south communities.

Other programs offered, not mentioned later in this Plan, include **Green Living Lab, Bike to Work Week, Drive Electric WPB, Pollinator Week, Energy Efficiency Day, and the City Nature Challenge**. To find a list of upcoming programs, please visit the "What's New?" page at [wpb.org/green](http://wpb.org/green)<sup>32</sup>. In Fiscal Year 23, the Office of Sustainability supported and spearheaded **128 programs reaching approximately 7,442 attendees**.

### Actions

Improve food security.

Improve access to green, affordable housing.

Secure & analyze relevant socio-demographic data & integrate the findings into the City's planning process.

Reduce extreme heat exposure & other climate-related health risks.

Engage in equitable community outreach & engagement to build a climate-informed community, emphasizing frontline communities<sup>17</sup>.

Grow green jobs locally.

The City is focused on protecting frontline communities<sup>17</sup> and will be working to develop more programs for them which could include the development of resilience hubs<sup>33</sup> or zones that can address multiple stressors they experience. With the increase in the number of extreme heat days, the City will work to identify necessary facilities, services, and public outreach to raise awareness with the community. The City will also continue to work with partners, such as FAMU, to provide intentional programming for residents. Urban agricultural policies to increase access of homegrown food will further be investigated. Lastly, the City will seek to strategize and incentivize green businesses to develop the current workforce.





# **RESOURCE MANAGEMENT**

Protect our natural resources now  
& for future generations & grow the  
seeds of environmental  
stewardship across the community.

# NATURAL SYSTEMS & ECOLOGY

Protect our City's natural assets & foster awareness of the impacts of climate change on these areas.

This objective promotes providing accessible green spaces, conserving existing natural spaces, improving habitats and biodiversity, and strengthen the resilience of the City to climate change risks as well as natural and man-made hazards. The City's Comprehensive Plan serves as the foundation for its policies on ecosystem preservation with three elements addressing these issues: Coastal Management<sup>34</sup>, Conservation<sup>35</sup>, and Recreation and Open Space<sup>36</sup>.

Over the years, the City has made considerable investment in its tree canopy. **In 2018, the City completed a comprehensive, City-wide tree canopy assessment** that measured coverage and identified new planting locations with limited canopy<sup>37</sup>. In 2023, the Green Infrastructure Center was contracted to update this assessment. Based on the results of the 2019 canopy assessment, the **Large Canopy Improvement Fund was established to expand the canopy in the downtown and Northwest parts of the City.** Additionally, the City's Urban Tree Management Plan<sup>38</sup>, developed in 2019, describes how the current urban forestry program operates and the benefits it provides while proposing recommendations to enhance the program's effectiveness. As part of that plan, the City continues to inventory trees on City-owned and -managed properties to build a database of their location, type, health, ecosystem, and economic benefits provided<sup>39</sup>.



Finally, the City's '10k Trees in 10 Years' program distributes native trees at public events, neighborhood meetings, and through local non-profit and religious organizations to residents and businesses<sup>40</sup>. **Since 2014, the City has given away 9,079 trees.**

The City is also committed to reducing litter and pollutants on the lands and waters within the City. For example, in 2019, the City passed a **"Single-Use Plastic" ordinance banning the distribution, sale, and use of single-use plastic straws and stirrers**<sup>41</sup>.



**Beginning in 2017, the City developed a comprehensive, qualitative Climate Resilience and Vulnerability Assessment**<sup>8</sup>. This assessment allows the City to become better prepared for the climate threats and hazards with a goal to become more resilient to them. In 2022, the City was awarded a Resilient Florida Grant to update this assessment to be compliant with Florida Statute Section 380.093(3)(d) with expected completion in early 2024.

## Actions

Protect Grassy Waters, our waterways, & other green spaces.

Plan & protect against drought & wildfire.

Continue to update the City's resilience efforts & integrate them into the City's planning process.

In the near term, the City will consider a new element in its Comprehensive Plan to better organize sustainability and climate issues into one consolidated section of the Plan. Additionally, the City will review current policies and ordinances, as well propose new additions, to ensure the protection of its green spaces and water systems. The City will work to develop new programs, initiatives, and projects to maintain and increase its tree canopy. Finally, the City will look to expand its prohibition on harmful and wasteful single-use items and other materials to continue to protect its lands and waterways.



# WATER EFFICIENCY

**Prioritize water conservation emphasizing a high quality, economical, & sustainable water supply for today & future generations.**

This objective promotes providing equitable access to clean drinking water, conserving water, and reducing flooding and water quality impacts through green infrastructure. The City works to ensure that all residents have equitable access to clean drinking water, **producing 47 million gallons of drinking water per day**. Its state-of-the-art treatment process and robust water quality monitoring program provide multiple layers of protection from source to tap to ensure safe and clean drinking water<sup>42</sup>. Annually, the City reports on the state of its water quality both for regulatory purposes and to educate the public<sup>43</sup>. The 2022 Water Quality Report showed that there were no water-related health or safety issues in the City.

The City's 2018 Stormwater Master Plan (SMP)<sup>44</sup>, currently being updated, leverages the best of traditional technologies and integrates the use of resilience planning and interactive maps. Some of these technologies include green infrastructure<sup>45</sup> and low impact development<sup>46</sup>, as well as modernized methods to better manage hydrology and water quality throughout the City. The City has designed and implemented several innovative and cost-effective projects to increase its stormwater management efforts such as the Renaissance Storm Water Project<sup>47</sup> and the North Flagler Drive Drainage Improvements Project<sup>48</sup>.



Started in 2016, the Rain Barrel Workshop and Giveaway allows residents and businesses to receive a FREE 55-gallon rain barrel and learn how rain barrels can help conserve water, save money, and reduce stormwater runoff<sup>49</sup>. **To date, 1,112 rain barrels have been distributed storing a potential of 61,160 gallons of water during each rain event.**

The City offers programs and awareness campaigns regarding water conservation. The High Efficiency Toilet (HET) Credit Program provides up to a \$125 credit on the property's water bill, that meet the eligibility requirements<sup>49</sup>. **From 2012-2022, 5,041 toilets were installed with an estimated 256 million gallons of water saved.** As mentioned in the Energy & Greenhouse Gas Emissions objective, the City offers a HIP<sup>17</sup> in which participants can receive several water saving supplies such as water faucet aerators and water saving showerheads.

In addition to water conservation programs, the City participates in water awareness campaigns. Imagine a Day Without Water<sup>50</sup> is a campaign to raise awareness around the value of the water and wastewater systems. Drinking Water Week<sup>51</sup>, celebrated in May, encourages the use of tap water as the primary source of clean, affordable, readily available water that reduces dependency on plastic bottled water.

## Actions

Expand & enhance the City's water management processes to ensure a reliant water supply while maintaining high water quality.

Make smart investments in water & wastewater infrastructure.

Enhance stormwater management by expanding the use of green infrastructure & improving flood incident data collection.

Enhance & expand water conservation programs & education for residents & businesses.

Going forward, the City will continue to make smart investments in water resource infrastructure, improve its data collection and analysis processes, and expand its implementation of green infrastructure. Additionally, the City will continue to review, update, and streamline its codes and regulations to align with the SMP. Finally, the City will continue to identify new water conservation programs to offer to residents and businesses.

## MATERIALS & RESOURCES

Effectively & efficiently manage waste while prioritizing waste reduction & environmentally-preferred materials.

This objective promotes supporting smart waste management practices, such as waste diversion and recovery, moving towards net zero waste. Additionally, it promotes moving the City's economy towards a circular economy<sup>52</sup>. The City continues to look for new and creative ways to divert waste from the landfill. Its website features an "A-Z Guide to Waste Disposal and Recycling" that includes over 100 items and provides detailed instructions for how to discard them<sup>53</sup>. The City is focused on reducing the use of single-use plastic materials and passed a "Plastic Straw and Plastic Stirrer" ordinance<sup>41</sup>, as mentioned in the Water Efficiency objective.



The City participates in the "Plastic Free July" campaign encouraging residents to come together to reduce plastic waste, leading to cleaner streets, waterways, and more beautiful communities. **Residents can request a "Plastic Free Kit"** filled with their choice of reusable items to reduce plastic waste<sup>54</sup>.

During Clematis by Fright, the City partners with Loggerhead Marineline Center for "Unwrap the Waves"<sup>55</sup>. This program allows for students and community members to get into the "spirit" of conservation by collecting their candy wrappers from Halloween and recycling them. **In 2023, over 400,000 candy wrappers were collected and recycled.**



The City's Fats, Oils, and Grease (FOG) program aims to protect public health and the environment by eliminating sanitary sewer overflows<sup>56</sup>. Instead of pouring FOG down the drain, the City encourages residents to collect and drop off their used cooking oil at any of the Solid Waste Authority's Home Chemical and Recycling Centers.



**In 2022, the City became an affiliate of Keep America Beautiful.** Keep West Palm Beach Beautiful (KWPBB) aims to educate and inform the community on the best practices for trash disposal, recycling, and community beautification to enhance the City's image, make the City safer, and improve the quality of life for residents and businesses<sup>57</sup>.

### Actions

Enhance & expand the City's recycling program for residents & businesses, with a focus on waste reduction.

Develop composting programs for residents & businesses.

Increase the purchase of environmentally-preferred municipal products & services.

The City will continue to improve its data collection on waste generation and diversion to get a better understanding of the waste management successes and gaps. It will identify goals and begin to explore new programs both independently, and with Palm Beach County's Solid Waste Authority, to further divert and reduce waste. Additionally, the City will consider implementing an environmentally-preferred purchasing policy for City operations and services.





# VULNERABILITY

Prepare for the impacts of climate change through local & regional collaborations & embedding sustainability into the City's culture.

## INTEGRATIVE PROCESS

Include climate change decision-making into the City's daily operations to lead by example & increase support.

This objective promotes the use of green buildings standards and interdepartmental partnerships within the City to deliver high-performance, cost-effective programs and services. The City has implemented several programs and policies to integrate climate change into City operations. In 2016, the City enacted a "Climate and Resiliency Policy" that established that "the City will consider greenhouse gas emissions and climate change impacts as part of its operations"<sup>58</sup>. As part of the policy, **any new City-owned building or one that has substantial modifications performed must achieve LEED Silver certification.**

At a department level, in 2013, the **Public Utilities Department implemented an Environmental Management System (EMS) based on the ISO 14001 standard**<sup>59</sup>. The EMS enables the Utility to evaluate the environmental impacts of water, wastewater, and stormwater operations and provides a framework for managing those impacts. Additionally, it is used to improve resource efficiency, reduce waste, and drive down costs. The EMS program was verified by an independent, third party auditor and certified to the ISO 14001 standard for the first time in 2016 and maintains the certification annually.

On a City-wide level, all new employees are given an introduction to sustainability during the New Employee Orientation program. At that time, employees are provided a basic understanding of climate change and what the Office of Sustainability and the City has done and is planning to do to address climate change impacts and hazards. Additionally, to maintain the current momentum regarding resiliency and to integrate it further into the City's current and future plans, the **Climate Resilience and Infrastructure Implementation Committee was formed in 2022**. Comprised of representatives from all departments involved in the City's infrastructure, this committee was developed to enhance the current resilience program while bringing more accountability and structure City-wide. One focus of the committee since formation is identifying and pursuing funding from the Bipartisan Infrastructure Bill<sup>60</sup> and the Inflation Reduction Act<sup>61</sup>. *Grant funding is discussed more in the Innovation objective of this Plan.*

### Actions

- Create a sustainability culture across City departments & operations.
- Implement green building standards.
- Empower & incentivize businesses, as well as home & property owners, to develop adaptation plans & actions.

The City will continue to embed sustainability and resilience into City operations to build a culture of sustainability. Actions may include developing an employee sustainability policy, organizing friendly competitions between departments, and integrating sustainability into all job descriptions. Additionally, the City will work to develop local incentives, trainings, tools, templates, and other programs for mitigation and adaptations projects, for both residential and commercial properties. Finally, the City will investigate enhancing, expanding, and incentivizing its green building standards throughout the City.





# INNOVATION

Demonstrate commitment to resilience by serving as a model for municipalities & leveraging funding to address climate change.

This objective promotes encouraging the City to utilize innovative strategies to solve resilience problems and inspiring and motivating other departments, municipalities, and organizations. Over the years, the City has made commitments and earned certifications that demonstrate the City's commitment to resilience and sustainability while benchmarking efforts as it strives for continuous improvement. **In 2013, the City joined the Global Covenant of Mayors for Climate and Energy (GCoM)<sup>11</sup>** pledging to reduce GHG emissions and initiate certain climate planning activities.



As part of the City's participation in GCoM and its Net Zero GHG Emissions by 2050, the City uses CDP<sup>13</sup>, to publicly measure, manage, and disclose its environmental data. CDP is looked to as the gold standard of environmental reporting with the richest and most comprehensive data set on corporate and city action. **The City has been submitting data annually since 2017, earning an "A Rating" five times, most recently in 2023<sup>62</sup>.**

In 2022, the City earned a Gold Certification through the USGBC's L4C program<sup>4</sup>. It serves as a resource for best practices and benchmarking efforts to other cities as they strive for continuous improvement. The City is using the results of the certification to identify strengths, weaknesses, and gaps to enable it to better prioritize future investments.



## Additional Certifications & Commitments

"America is All In" Member<sup>63</sup>

Arbor Day Foundation's "Tree City USA" Certification (31 years)<sup>64</sup>

"Climate Mayors" Member<sup>65</sup>

Department of Energy's "Better Buildings Initiative" Participant<sup>66</sup>

"Race to Zero" Member<sup>67</sup>

"SolSmart" Gold Designation<sup>68</sup>

The City has also been seeking funding opportunities to finance resilience and sustainability projects. **Since 2022, the Office of Sustainability has assisted in securing over \$17 million dollars of grant funding** from various agencies such as the South Florida Water Management District, Florida Department of Environmental Protection, Florida Department of Agriculture and Consumer Services, US Department of Energy, and US Department of Transportation.

## Actions

Serve as a model for national climate resilience through certifications & commitments.

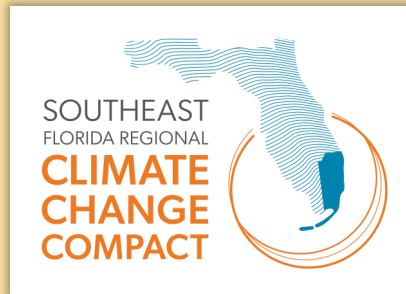
Leverage current financial resources while identifying new & creative funding opportunities for resilience projects.

The City will continue to serve as a model for national climate resilience by maintaining and expanding its certifications and commitments that assist in reaching its Net Zero GHG Emissions by 2050. It will continue to identify and apply for various funding opportunities including local and national grant and loan programs. Additionally, it will investigate new and creative funding opportunities to continue to provide additional financing for resilience and sustainability projects.

## REGIONAL PRIORITY

Collaborate with local governments & organizations, relying on the best scientific & policy approaches to resilience.

This objective promotes working collaboratively on regionally significant issues, such as biodiversity, watershed conservation, climate protection, air and water quality, affordable housing, economic development, transportation, and wildfire management.



The **Southeast Florida Regional Climate Change Compact (Compact)**<sup>69</sup> is a decade-old partnership between Broward, Miami-Dade, Monroe, and Palm Beach counties that works collaboratively to reduce regional GHG emissions, implement adaptation strategies, and build climate resilience within their communities and across the region.

**The City was an early municipal participant and is part of the leadership.** The Compact pulls together scientists, academics, and other resources that the City may not have the capacity to do alone. One resource, the RCAP<sup>7</sup>, is a tool with goals of reducing GHG emissions and building climate resilience across the region. Another resource, the Regionally Unified Sea Level Rise Projection<sup>2</sup>, is a planning tool intended to assist decision-makers about sea level rise and associated vulnerabilities based on best available science. The results and actions identified in these documents have been integrated into this Plan.

**The City is a partner of the Southeast Florida Clean Cities Coalition**<sup>70</sup>, a public-private partnership, focused on advancing affordable domestic transportation fuels, energy efficient mobility systems, and other fuel-saving technologies and practices throughout Broward, Miami-Dade, Monroe, and Palm Beach Counties.



**Additionally, the City is a member of the Florida Sustainability Directors Network (FSDN), the Southeast Sustainability Directors Network (SSDN)<sup>71</sup>, and the Urban Sustainability Directors Network (USDN)<sup>72</sup>.** Being a member of these organizations provides the City with an invaluable network to gain insight, inspiration, and best practices as the City strives for continuous improvement regarding sustainability, resilience, and quality of life.



### Actions

Strengthen relationships & partnerships with all relevant local, state, & federal agencies & organizations on climate issues.

Ensure consistency in water resource scenarios used for planning.

Collaborate regionally on consistent plans that address & integrate hazard mitigation & climate adaptation.

The City will continue and expand its partnership with neighboring municipalities to identify mutual threats and solutions. Additionally, it will ensure all water resource policies consider regional water management issues, such as flooding, water variability, and pollution. It will continue to advance the Compact's efforts such as advocating for continued implementation and funding for the Comprehensive Everglades Restoration Plan (CERP)<sup>73</sup> and continuing to incorporate the Regionally Unified Sea Level Rise Projection into infrastructure design standards.



# APPENDIX A: RPP Goals, Objectives, & Actions

Recommendations from numerous sources were used to develop the 33 actions identified in the 2023 Rethink Paradise: Sustainability Action Plan. Those sources include the (1) L4C guidance; (2) the GCoM requirements<sup>5</sup>; (3) the existing Plan recommendations updated in 2017 and 2020<sup>6</sup>; (4) the Compact's RCAP 3.0<sup>7</sup>; and (5) the City's Climate Resilience Plan<sup>8</sup>. The actions identified are the product of thorough review and analysis of the City's existing and planned activities, current opportunities, and long-term goals for meeting the challenges of climate change.

Actions were organized using the L4C framework to further harmonize the City's strategic planning with resilience and sustainability using a internationally utilized model.

Goal	Objective	Actions
Resilience	Energy & Greenhouse Gas Emissions	Increase access to energy efficiency solutions for businesses & residents, with a particular focus on frontline communities.
		Improve the energy efficiency of City-owned & -operated facilities.
		Expand use & access to renewable energy sources & storage.
		Reduce transportation & fuel-related GHG emissions.
	Transportation & Land Use	Encourage the use of multimodal transportation while improving access & safety.
		Preserve historical, cultural, natural, & archaeological resources assets.
		Transform underutilized properties to meet resilience goals & better serve neighborhoods.
		Encourage the transition to low emission fuel vehicles.
		Continue to adopt & update plans to address & integrate hazard mitigation, sea level rise, & climate change adaptation.
	Quality of Life	Increase food security.
		Improve access to green, affordable housing.
		Grow green jobs locally.
		Secure & analyze relevant socio-demographic data & integrate findings into the City's planning process.
		Reduce extreme heat exposure & other climate-related health risks.
		Engage in equitable community outreach and engagement to build a climate-informed community, emphasizing frontline communities.



Goal	Objective	Actions
Resource Management	Natural Systems & Ecology	Protect Grassy Waters, our waterways, & other green spaces.
		Plan & protect against drought & wildfire.
		Continue to update the City's resilience efforts & integrate them into the City's planning process.
	Water Efficiency	Expand & enhance the City's water management processes to ensure a reliant water supply while maintaining high water quality.
		Make smart investments in water & wastewater infrastructure.
		Enhance stormwater management by expanding the use of green infrastructure & improving flood incident data collection.
		Enhance & expand water conservation programs & education for residents & businesses.
	Materials & Resources	Enhance & expand the City's recycling program for residents & businesses, with a focus on waste reduction.
		Develop composting programs for residents & businesses.
		Increase the purchase of environmentally-preferred municipal products & services.

Goal	Objective	Actions
Vulnerability	Integrative Process	Create a sustainability culture across City departments and operations.
		Implement green building standards.
		Empower & incentivize businesses, as well as home and property owners, to develop adaptation plans & actions.
	Innovation	Serve as a model for national climate resilience through certifications & commitments.
		Leverage current financial resources while identify new & creative funding opportunities for resilience projects.
	Regional Priority	Strengthen relationships & partnerships with all relevant local, state, & federal agencies & organizations on climate issues.
		Ensure consistency in water resource scenarios used for planning.
		Collaborate regionally on consistent plans that address & integrate hazard mitigation & climate adaptation.



# APPENDIX B: Community Input

Community input was gathered from April 1—November 13, 2023, primarily through an online form<sup>10</sup>, a paper form was available upon request. The form was available in both English and Spanish. The online form was advertised via social media, the City’s website, and various City newsletters. Additionally, neighborhood associations, faith-based organizations, and community partners were emailed the survey to share through their networks. In addition to the online form, five in-person meetings were attended by the Office of Sustainability in which attendees could provide their feedback on poster boards.

Participants were asked to review the identified actions and select up to two actions under each Objective that they were interested in seeing the City pursue. Additionally, they were given the opportunity to provide any written comments, feedback, and suggestions to help improve and prioritize the Plan.

In total, 353 individuals provided their feedback on the actions lined out in the plan. The results of the feedback will be used to help the City prioritize which actions to pursue in the short-term as well as help plan for future actions. All comments and feedback were reviewed and incorporated into the identified actions of the strategies that will be utilized to implement the Plan.

## Demographic Analysis

### Race

American Indian/Alaska Native	0%
Asian	1%
Black or African American	4%
Hispanic or Latino	3%
Native Hawaiian or Other Pacific Islander	0%
White	45%
Other	3%
No Response	44%

### Age

Under 18	0%
18-29	6%
30-44	16%
45-64	21%
Over 65	21%
No Response	35%

### Relationship to the City

Live	37%
Work	15%
Live & Work	33%
Play	7%
No Response	7%



# Feedback Analysis

Goal	Objective	Actions	Votes
Resilience	Energy & Greenhouse Gas Emissions	Energy efficiency solutions	186
		Energy efficiency of City-owned & -operated facilities	122
		Renewable energy sources & storage	182
		Reduce transportation & fuel-related GHG emissions	107
	Transportation & Land Use	Support multimodal transportation	158
		Preserve historical, cultural, natural, & archaeological assets	179
		Transform underutilized properties	120
		Encourage the transition to low emission fuel vehicles	72
		Adopt & update plans to address climate change	147
	Quality of Life	Increase food security	137
		Improve access to green, affordable housing	199
		Grow green jobs locally**	214
		Secure & analyze relevant socio-demographic data	62
		Reduce extreme heat exposure & other climate-related health risks	99
		Engage in equitable community outreach & engagement	122
Resource Management	Natural Systems & Ecology	Protect Grassy Waters, our waterways, & other green spaces	305
		Plan & protect against drought & wildfire	178
		Continue to update the City's resilience efforts	137
	Water Efficiency	Expand & enhance the City's water management processes	242
		Make smart investments in water & wastewater infrastructure	167
		Enhance stormwater management	148
		Enhance & expand water conservation programs	79
	Materials & Resources	Enhance & expand the City's recycling program	264
		Develop composting programs	176
Increase the purchase of environmentally-preferred municipal products & services		141	
Vulnerability	Integrative Process	Create a sustainability culture across City departments and operations	189
		Implement green building standards	176
		Empower & incentivize businesses to develop adaptation plans & actions	214
	Innovation	Serve as a model for national climate resilience through certifications & commitments	159
		Leverage financial resources for resilience projects	187
	Regional Priority	Strengthen relationships & partnerships on climate issues	205
		Ensure consistency in water resource scenarios used for planning	169
		Collaborate regionally on consistent resilience plans	220

\*\*At the time of data collection, "Grow green jobs locally" was listed in the "Innovation" objective. Since then, the L4C updated its framework to include economic growth and opportunities in the "Quality of Life" objective.



# REFERENCES

<sup>1</sup><https://www.census.gov/quickfacts/westpalmbeachcityflorida>

<sup>2</sup>[https://southeastfloridacclimatecompact.org/wp-content/uploads/2020/04/Sea-Level-Rise-Projection-Guidance-Report\\_FINAL\\_02212020.pdf](https://southeastfloridacclimatecompact.org/wp-content/uploads/2020/04/Sea-Level-Rise-Projection-Guidance-Report_FINAL_02212020.pdf)

<sup>3</sup><https://www.usatoday.com/story/news/nation/2023/04/13/fort-lauderdale-flood-airport-live-updates/11655448002/>

<sup>4</sup><https://www.usgbc.org/leed/rating-systems/leed-for-cities-communities>

<sup>5</sup><https://www.globalcovenantofmayors.org/>

<sup>6</sup>City of West Palm Beach “Rethink Paradise: Sustainability Action Plan” (2017, 2020) - available upon request

<sup>7</sup><https://southeastfloridacclimatecompact.org/about-the-rcap-3-0/>

<sup>8</sup>West Palm Beach Climate Resilience Plan (February 2021) - available upon request

<sup>9</sup>Website for RPP/Plan TBD

<sup>10</sup><https://app.smartsheet.com/b/form/8c93557be2f1493a8df9dc3590de4cb0>

<sup>11</sup>West Palm Beach GHG Inventory (2018, 2021) - available upon request

<sup>12</sup><https://www.globalcovenantofmayors.org/cities/usa/united-states/west-palm-beach-fl/>

<sup>13</sup><https://netzeroclimate.org/what-is-net-zero-2/>

<sup>14</sup><https://www.cdp.net/en>

<sup>15</sup><https://sciencebasedtargets.org/>

<sup>16</sup><https://www.fpl.com/energy-my-way/solar/solartogogether-res.html>

<sup>17</sup><https://www.wpb.org/saveenergy>

<sup>18</sup><https://www.climateRealityProject.org/frontline-fenceline-communities>

<sup>19</sup><https://www.wpb.org/home/showpublisheddocument/415/637740587639670000>

<sup>20</sup><https://www.wpb.org/government/development-services/planning-and-zoning/historic-preservation>

<sup>21</sup><https://www.wpb.org/government/engineering/west-palm-beach-bicycle-master-plan>

<sup>22</sup>[https://altago.com/wp-content/uploads/mobility\\_plan-master\\_final-5-21-18\\_1.pdf](https://altago.com/wp-content/uploads/mobility_plan-master_final-5-21-18_1.pdf)

<sup>23</sup><https://www.wpb.org/home/showpublisheddocument/417/637177098777400000>

<sup>24</sup><https://www.transportation.gov/mission/health/complete-streets>

<sup>25</sup><https://www.wpb.org/our-city/neighborhood-resources/transportation-services/west-palm-beach-trolley-system>

<sup>26</sup><https://www.wpb.org/government/parking-administration/ev-charging-amenities>

<sup>27</sup><https://www.youtube.com/watch?v=LRRYiE-6H9E>

<sup>28</sup><https://www.wpb.org/government/communications>

<sup>29</sup>[https://docs.google.com/forms/d/e/1FAIpQLSefBHmON15zIMxg2uF94Omw3aETkru\\_grc\\_VSXxswuSS5zhAig/viewform](https://docs.google.com/forms/d/e/1FAIpQLSefBHmON15zIMxg2uF94Omw3aETkru_grc_VSXxswuSS5zhAig/viewform)

<sup>30</sup><https://www.wpb.org/government/sustainability/get-involved/climate-smart-floridians>

<sup>31</sup><https://www.wpb.org/government/housing-community-development/wpb-famu-partnership>

<sup>32</sup><https://www.wpb.org/government/sustainability/what-s-new>

<sup>33</sup><http://resilience-hub.org/>

<sup>34</sup><https://www.wpb.org/home/showpublisheddocument/423/637177098853330000>

<sup>35</sup><https://www.wpb.org/home/showpublisheddocument/425/637177098873500000>

<sup>36</sup><https://www.wpb.org/home/showpublisheddocument/427/637177098895230000>

<sup>37</sup><https://ss-usa.s3.amazonaws.com/c/308468772/media/29695cfd7cf56875844973796061/West%20Palm%20Beach%20FL%20-%20Tree%20Canopy%20Assessment%20Report%20-%202019.pdf>

<sup>38</sup>West Palm Beach Urban Tree Management Plan—available upon request

<sup>39</sup><https://pg-cloud.com/WestPalmBeachFL/>

<sup>40</sup><https://www.wpb.org/government/sustainability/city-initiatives/10-000-trees-in-10-years>

<sup>41</sup><https://www.wpb.org/government/sustainability/city-initiatives/single-use-plastics>

<sup>42</sup><https://www.wpb.org/government/public-utilities/protecting-water-quality-source-to-tap>

<sup>43</sup><https://www.wpb.org/government/public-utilities/water-quality-reports>

<sup>44</sup>City of West Palm Beach Stormwater Master Plan—available upon request

<sup>45</sup><https://www.epa.gov/green-infrastructure/what-green-infrastructure>

<sup>46</sup><https://www.epa.gov/nps/urban-runoff-low-impact-development>

<sup>47</sup>[https://www.sfwmd.gov/sites/default/files/documents/nr\\_2010\\_0611\\_c51\\_pilot.pdf](https://www.sfwmd.gov/sites/default/files/documents/nr_2010_0611_c51_pilot.pdf)

<sup>48</sup><https://wpbgisportal.wpb.org/portal/apps/dashboards/9b685bf23f08487fad40f0276afa7e21>

<sup>49</sup><https://www.wpb.org/government/sustainability/city-initiatives/water-conservation-programs>

<sup>50</sup><https://imagineadaywithoutwater.org/>



<sup>51</sup><https://www.awwa.org/Events-Education/Drinking-Water-Week>

<sup>52</sup><https://www.epa.gov/circulareconomy/what-circular-economy>

<sup>53</sup><https://www.wpb.org/government/public-works/sanitation/a-z-guide-to-waste-disposal-recycling>

<sup>54</sup><https://www.plasticfreejuly.org/>

<sup>55</sup><https://marinelife.org/unwrap-the-waves/>

<sup>56</sup><https://www.wpb.org/government/public-utilities/fats-oils-and-grease>

<sup>57</sup><https://www.wpb.org/government/keep-west-palm-beautiful-2>

<sup>58</sup>West Palm Beach Climate and Resilience Policy 10-1—available upon request

<sup>59</sup><https://www.wpb.org/government/public-utilities/our-divisions/environmental-management-system>

<sup>60</sup><https://www.whitehouse.gov/build/>

<sup>61</sup><https://www.whitehouse.gov/cleanenergy/inflation-reduction-act-guidebook/>

<sup>62</sup><https://www.wpb.org/Home/Components/News/News/3745/772>

<sup>63</sup><https://www.americaisallin.com/>

<sup>64</sup><https://www.arborday.org/programs/treecityusa/>

<sup>65</sup><https://climatemayors.org/>

<sup>66</sup><https://betterbuildingsolutioncenter.energy.gov/partners/west-palm-beach-fl#:~:text=In%202010%2C%20the%20City%20of,from%202015%20levels%20by%202025.>

<sup>67</sup><https://unfccc.int/climate-action/race-to-zero-campaign>

<sup>68</sup><https://solsmart.org/designee/west-palm-beach>

<sup>69</sup><https://southeastfloridaclimatecompact.org/>

<sup>70</sup><https://sfregionalcouncil.org/cleancities/#/find/nearest>

<sup>71</sup><https://www.southeastsdn.org/>

<sup>72</sup><https://www.usdn.org/index.html#/>

<sup>73</sup><https://www.nps.gov/ever/learn/nature/cehp.htm>







WEST PALM BEACH

---

Sustainability

**[wpb.org/green](http://wpb.org/green)**

**@WPBGreen**

**(561)804-4994 (TTY: 800-855-8771)**